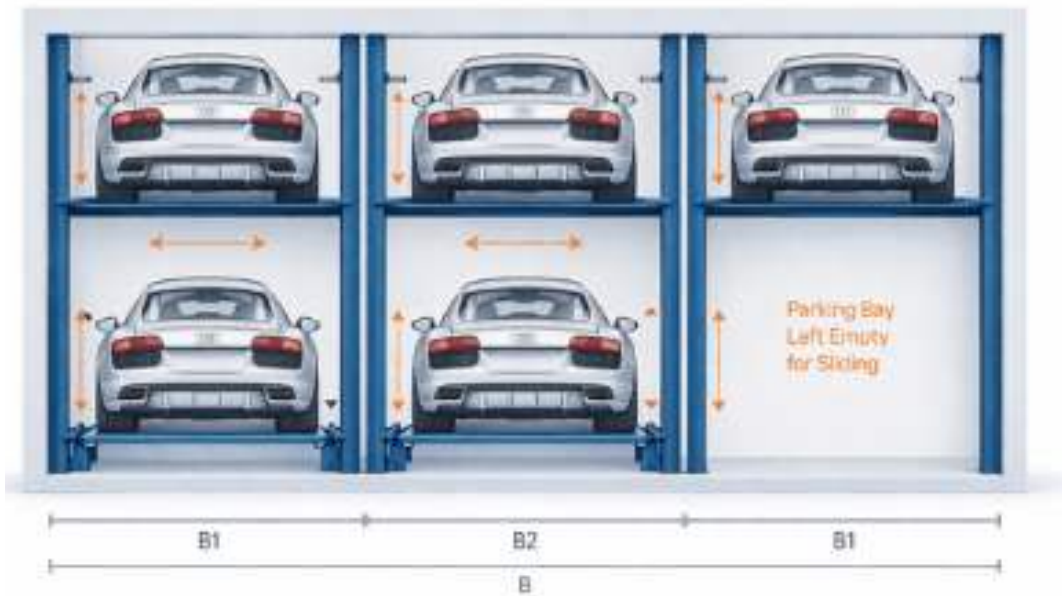


## VALÉTPARK 2LAG

Semi-automatic Parking System(no pit)with cantilever platform for easy access



### OVERVIEW

- The entrance level consists of sliding platforms with an empty space to enable the platform to manoeuvre left or right
- On the entrance the Valétpark has no columns, offering a larger entrance.
- This unit does not have any wear and tear parts, such as chains, offering longevity
- The smallest unit is 2 segments for 3 cars. This system can be expanded, it is recommended not to exceed 10 segments for 19 cars.


## GENERAL DESCRIPTION

- Independent parking on 2 levels, without pit
- Modular construction
- Load capacity per parking position:
  - Standard 2000kg
  - upgradeable to 2300kg or 2600kg

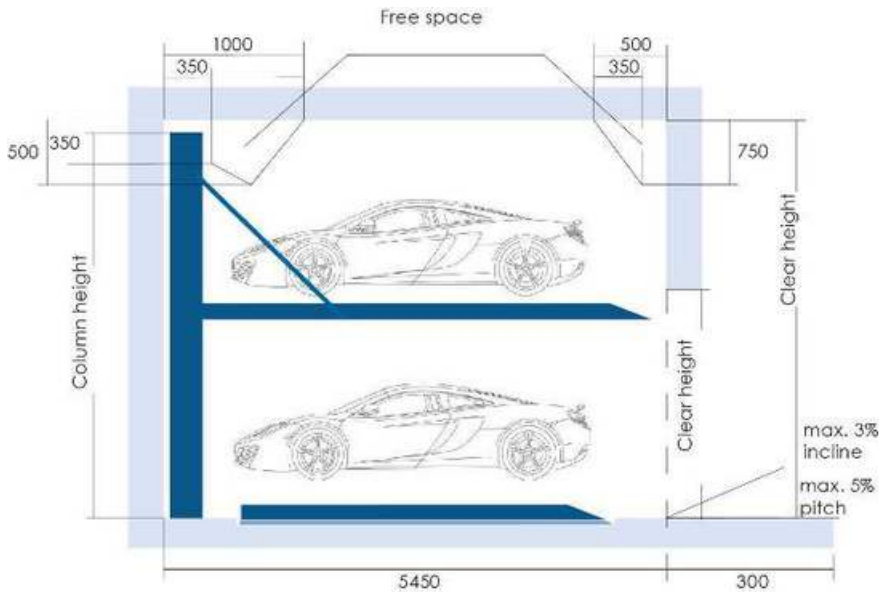
Note: increased load capacity have slightly different dimensions

## APPLICATION

- Multi-residential developments
- Townhouse developments
- Mixed use developments
- Internal or external use



## KEY DIMENSIONS



## REQUIREMENTS

Standard system length:  
5450mm for vehicles with a maximum length of 5000mm and a maximum weight of 2000kg  
Platforms for vehicles outside of this scope would need to be discussed with Car Stackers Evolution.

Vehicle Height:  
The total height of the vehicle including roof racks and aerial must be considered in car height.

Concrete Requirement:  
Minimum 18, C25, floor evenness acc. to DIN 18202 tab. 3, line 3.


The Valétpark 2LAG does not come with any common traction mediums.  
The Valétpark 2LAG has direct power transmission with lifting platform directly welded to the lifting cartridges.

Clearance Height	Column Height	Car Height Below *	Car Height Above **	Comment to Structure Height
3,300	3,200	1,500	1,500	Deflection cylinder
3,450	3,300	1,650	1,500	Deflection cylinder
3,600	3,450	1,800	1,500	Deflection cylinder
3,850	3,700	2,000	1,500	Deflection cylinder
3,950	3,800	2,100	1,500	Deflection cylinder
4,100	4,000	1,700	2,100	Fixed cylinder
4,500	4,400	1,900	2,300	Fixed cylinder
4,900	4,800	2,100	2,500	Fixed cylinder

\* Intermediate stages of each 50mm car-height for the lower parking space are available from Car Stackers Evolution  
\*\* It is possible to park higher vehicles on upper platform if site has the clearance height available.

All measurements are in mm

## MEASUREMENTS



EXAMPLE: 3 SEGMENTS FOR 5 PARKING POSITIONS

PLATFORM WIDTH	OUTER FRAME (B1)	INNER FRAME (B2)	TOTAL MEASUREMENTS FOR x SEGMENTS								
			2	3	4	5	6	7	8	9	10
2,300	2,500	2,500	5,000	7,500	10,000	12,500	15,000	17,500	20,000	22,500	25,000
2,400	2,600	2,600	5,200	7,800	10,400	13,000	15,600	18,200	20,800	23,400	26,000
2,500	2,700	2,700	5,400	8,100	10,800	13,500	16,200	18,900	21,600	24,300	27,000
2,600	2,800	2,800	5,600	8,400	11,200	14,000	16,800	19,600	22,400	25,200	28,000
2,700	2,900	2,900	5,800	8,700	11,600	14,500	17,400	20,300	23,200	26,100	29,000

Additional items to note:

Power requirements: Builder to provide a 3-phase isolator switch

The power unit: Will be installed on the back wall between 2 system columns or a outside the system depending on your site.

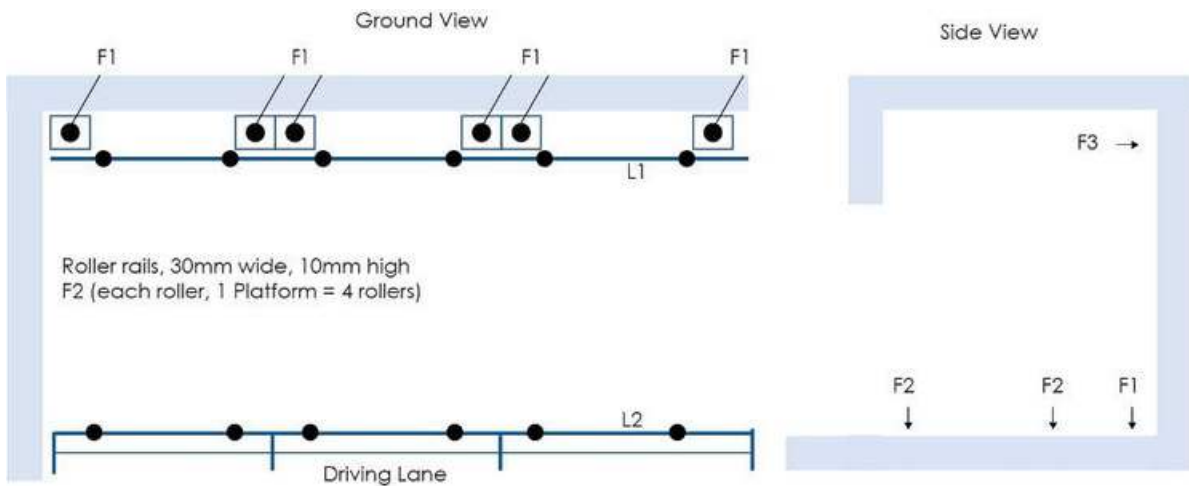
Power unit's measurements: (LxWxH) 500 x 250 x 750mm.

The Switch Cabinet Requirements: The switch cabinet (positioned outside the system)- 800 x 1000 x 800 mm, including cabinet doors' opening.

All measurements are in mm

## Load Forces

Foundation and pit walls must be planned so that they can absorb the loads of the parking system according to the schematic diagram shown on the right. If necessary, in case of heightened foundation requirements, the chemical anchors must be provided by the client. The borehole for the footplates of the parking system must be 180mm deep. Foundation, walls and ceilings are the responsibility of the customer and must be completed prior to Car Stackers Evolution beginning install. Area must be correct dimension, clean and dry. Concrete quality needs to be at least: C25/30.



LOAD PER PARKING SPACE	VERTICAL FORCE		HORIZONTAL FORCE
	F1	F2	F3
2000kg	16.1 kN	8.1 kN	10.1 kN
2300kg	18.1 kN	9.1 kN	12.1 kN
2600kg	20.1 kN	10.1 kN	14.1 kN



## OPTIONAL EXTRA – Entry sliding gates for safety & comfort



Manual metal sliding gates included - Electrical gates optional

### Gate Options:

1. Manual metal sliding gates – standard equipment
2. Electric gates
3. Remote control

Electric has the capability to intergrade a remote control per parking position. For maximum user comfort when driving in and out of the system, the remote control both opens and closes the electrically driven gates.

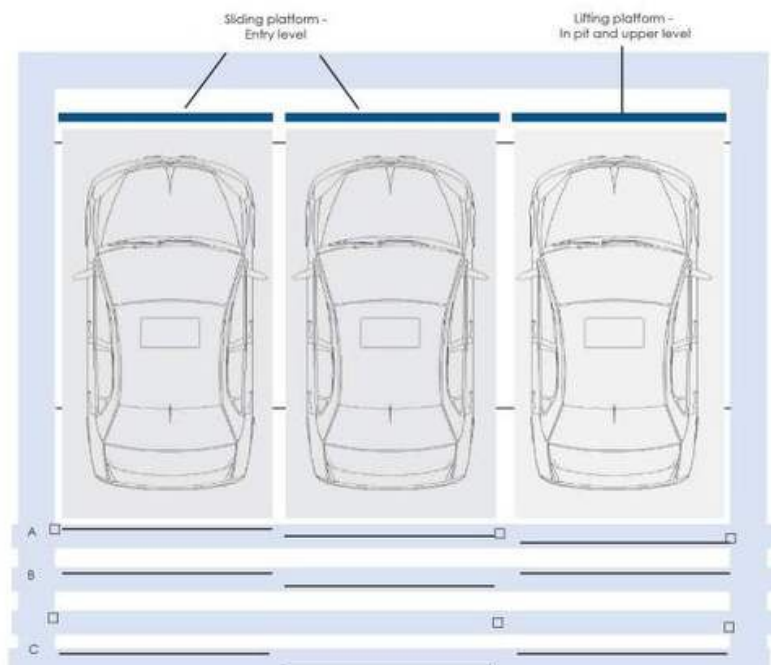
## GATE POSITIONS

There are three options when positioning the sliding gates.

Option A: Sliding gates between columns. The building columns must be positioned at least 2 grids apart.

Option B: Sliding gates behind the building columns. The gates and necessary system length must be 5550mm.

Option C: Sliding gates in front of the building columns.





# We Know Car Stackers

## OPTIONAL EXTRAS

- Aluminum premium floor coverings
- Catwalks on floor for added comfort on walkways
- Sound hood for insulation , designed to reduce airborne noise
- Electrical sliding gates for user comfort and convenience
- Remote control for ease of use and access
- Corrosion protection

Regular service and maintenance is recommended on your machine. Service Division Australia offer periodical service and maintenance agreements.



## IMPORTANT NOTES

### Electrical installation

Prior assembly the customer must provide a lockable main control switch out of the system/pit close to the power unit. Electrical services to be provided by the customer to required specification.

### Fire protection:

The customer must agree upon the fire protection requirements and the required measures with the local fire department.

### EG-Machinery directive:

Our parking systems comply with the EG-Machinery directive and are CE certified according to DIN EN 14010:2003 and meet AS5124:2017

Safety of machinery - Equipment for power driven parking of motor vehicles - Safety and EMC requirements for design, manufacturing, erection and commissioning stages (EN 14010:2003, MOD)

### Ramps' inclination:

Ramps leading to garages shall not have more than 15% inclination.



☎ 1800 069 784

✉ [info@polite.com.au](mailto:info@polite.com.au)

🌐 [carstackers.com.au](http://carstackers.com.au)