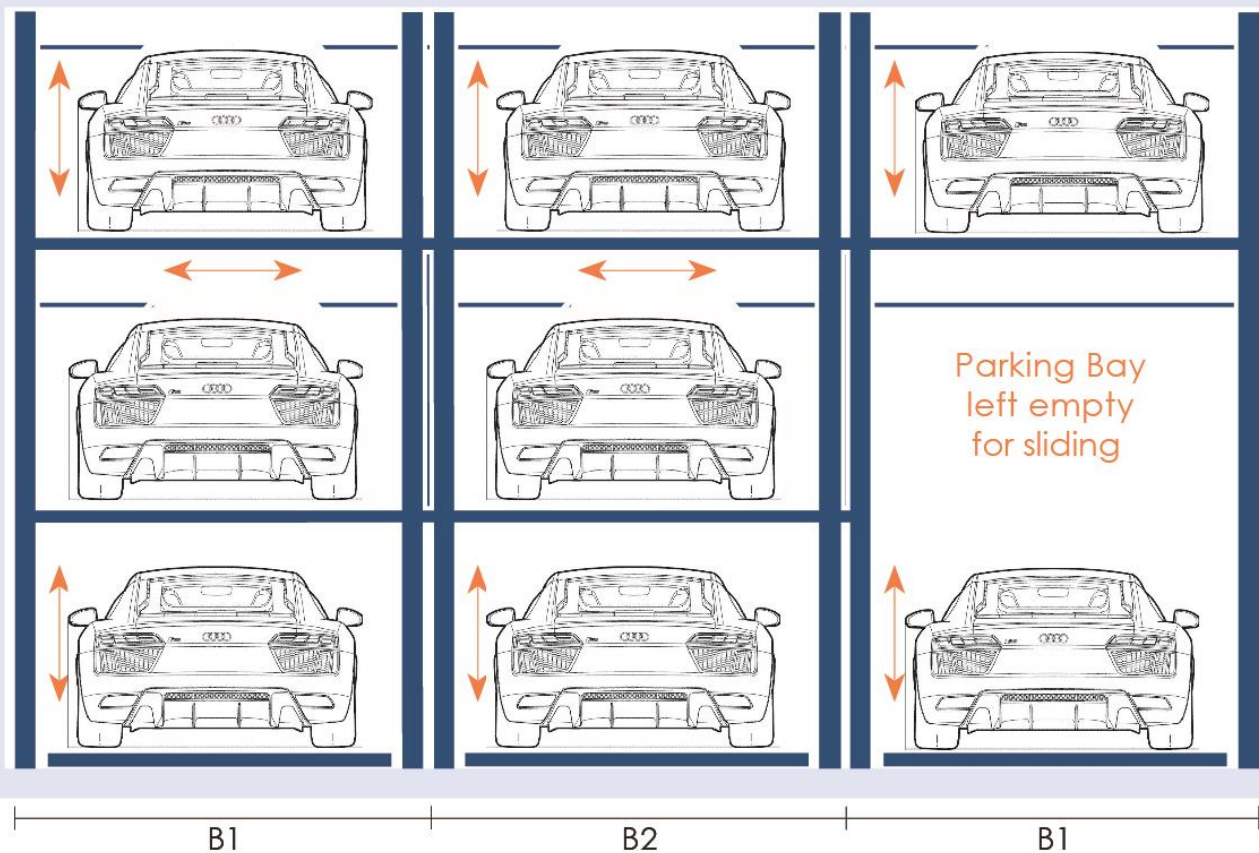


# LUXEPARK 3LP

Semi-automatic Parking System with Pit and Without Columns at entry



## OVERVIEW

- The entrance level consists of sliding platforms with an empty space to enable the platform to manoeuvre left or right
- This sliding operation then allows either of the lifting platforms to be raised or lowered to present the requested drive on parking platform
- Each grid has its own entry gate at the middle entrance level
- The smallest system design is a 2 grid to provide 5 parking positions
- The system can be extended by adding additional grids. To minimise access time, it is recommended not to combine more than 10 grids for 29 parking positions with one common power unit.



# ABOUT

## GENERAL DESCRIPTION

- Independent parking on 3 levels, with pit
- Load capacity per parking position:
  - Standard 2000kg 5550mm pit length
  - upgradeable to 2600kg 5600mm pit length

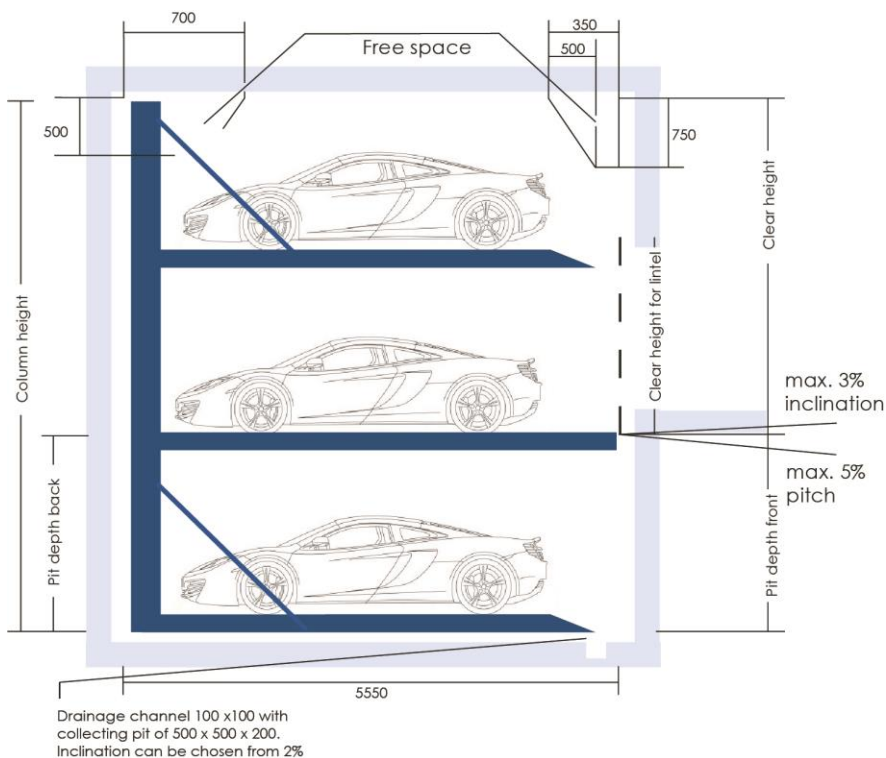
Note: increased load capacity have slightly different dimensions

## APPLICATION

- Multi-residential developments
- Townhouse developments
- Mixed use developments



# KEY DIMENSIONS



All measurements are in mm

PIT DEPTH FRONT	PIT DEPTH BACK	COLUMN HEIGHT – in stages	CLEAR HEIGHT – in stages	CAR HEIGHT (below)	CAR HEIGHT (middle) in stages	CAR HEIGHT (above)
1750 or deeper	1750	4750   4750   4900   5050   5200	3250   3300   3450   3600   3750	1500	1550   1600   1750   1900   2050	1500*
1750 or deeper	1750	4750   4900   5050   5200	3300   3450   3600   3750	1500	1600   1750   1900   2050	1500*
1850 or deeper	1850	4850   5000   5150   5300	3300   3450   3600   3750	1600	1600   1750   1900   2050	1500*
1950 or deeper	1950	5100   5250   5400	3450   3600   3750	1700	1750   1900   2050	1500*
2000 or deeper	2000	5150   5300   5450	3450   3600   3750	1750	1750   1900   2050	1500*
2100 or deeper	2100	5400   5550	3600   3750	1850	1900   2050	1500*
2200 or deeper	2200	5650	3750	1950	1900   2050	1500*
2300 or deeper	2300	5750	3750	2050	2050	1500*

\* If car height exceeds 1500mm, the height is to be increased respectively clear

## REQUIREMENTS

### Standard system length:

5550mm for vehicles with a maximum length of 5000mm and a maximum weight of 2000kg. Platforms for vehicles outside of this scope would need to be discussed with Car Stackers International.

### Concrete Requirement:

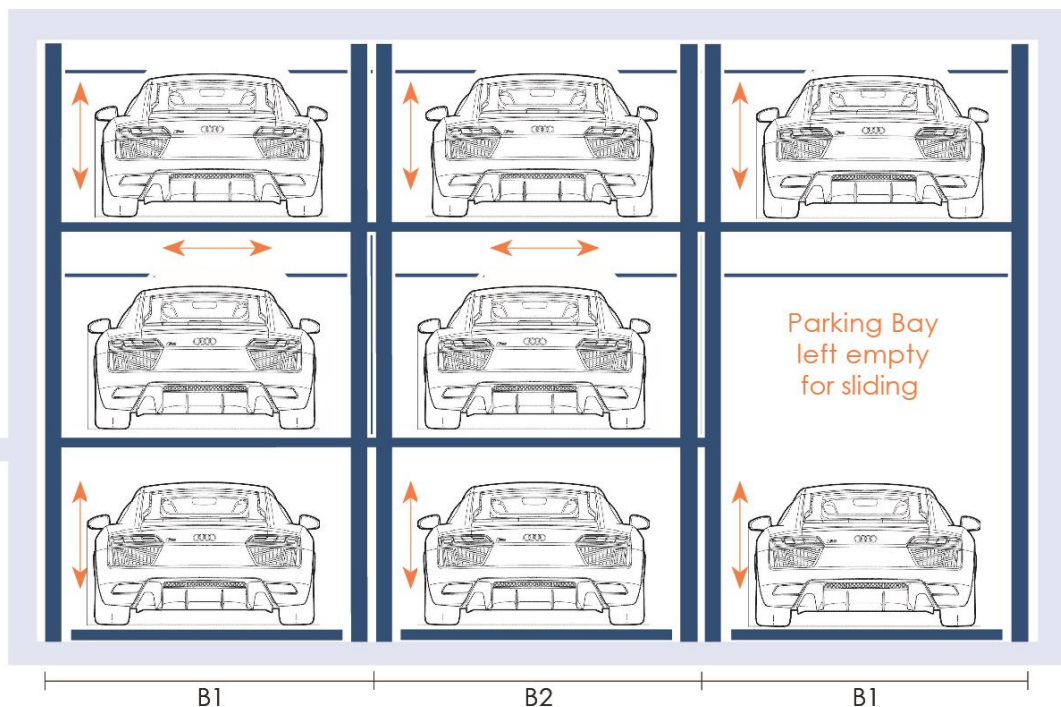
Minimum 18, C25, floor evenness acc. to DIN 18202 tab. 3, line 3.

### Drainage:

100 x 100 with collecting pit 500 x 500 x 200. Inclination has to be a minimum of 2%



# MEASUREMENTS



**EXAMPLE: 3 SEGMENTS FOR 8 PARKING POSITIONS**

PLATFORM WIDTH	OUTER FRAME (B1)	INNER FRAME (B2)	TOTAL MEASUREMENTS FOR x SEGMENTS									
			2	3	4	5	6	7	8	9	10	
2,300	2,600	2,500	5,200	7,700	10,200	12,700	15,200	17,700	20,200	22,700	25,200	
2,400	2,700	2,600	5,400	8,000	10,600	13,200	15,800	18,400	21,000	23,600	26,200	
2,500	2,800	2,700	5,600	8,300	11,000	13,700	16,400	19,100	21,800	24,500	27,200	
2,600	2,900	2,800	5,800	8,600	11,400	14,200	17,000	19,800	22,600	25,400	28,200	
2,700	3,000	2,900	6,000	8,900	11,800	14,700	17,600	20,500	23,400	26,300	29,300	

**Additional items to note:**

**Power requirements:** Builder to provide a 3-phase isolator switch for every hydraulic pump

**The power unit:** Will be installed on the back wall between 2 system columns or a outside the system depending on your site.

**Power unit's measurements:** (LxWxH) 450 x 220 x 600 mm.

**The Switch Cabinet Requirements:** The switch cabinet (positioned outside the system)- 1000 x 1000 x 800 mm, including cabinet doors' opening.

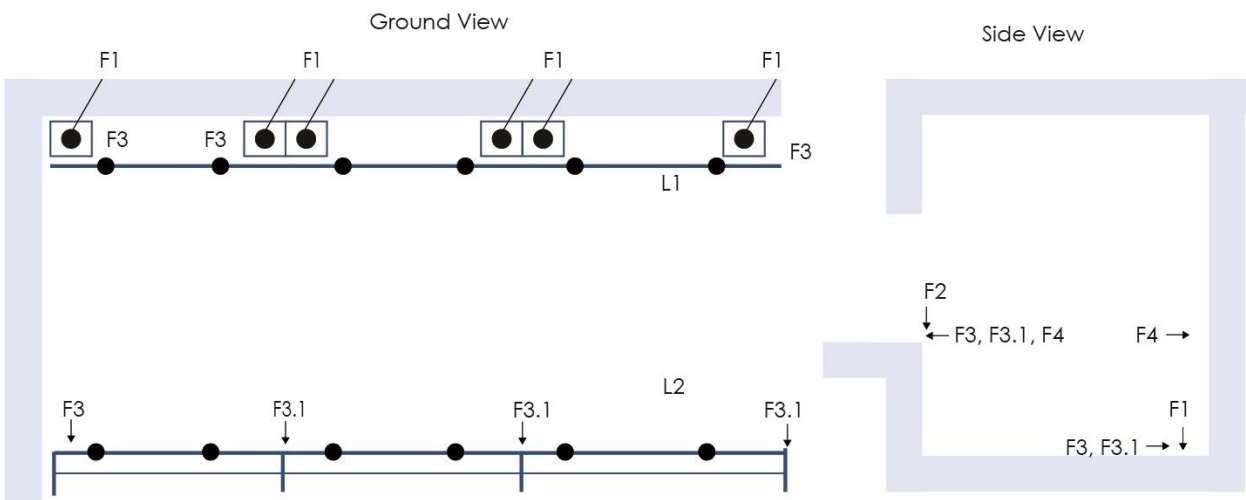
All measurements are in mm



# Load Forces

Foundation and pit walls must be planned so that they can absorb the loads of the parking system according to the schematic diagram shown on the right. If necessary, in case of heightened foundation requirements, the chemical anchors must be provided by the client. The borehole for the footplates of the parking system must be 180mm deep.

Foundation, walls and ceilings are the responsibility of the customer and must be completed prior to Car Stackers International beginning install. Area must be correct dimension, clean and dry. Concrete quality needs to be at least: C25/30.



LOAD PER PARKING SPACE	VERTICAL LOADS		HORIZONTAL LOADS		
	F1	F2	F3	F3.1	F4
2000kg	30.1 kN	30.1 kN	50.1 kN	75.1 kN	8.1 kN
2300kg	32.1 kN	32.1 kN	55.1 kN	85.1 kN	9.1 kN
2600kg	35.1 kN	35.1 kN	60.1 kN	90.1 kN	10.1 kN

# METAL GATES – for safety & comfort



**Manual metal sliding gates included -  
Electrical gates optional**

Metal manual gates are included in delivery of your semi-automatic system. Alternatively, you can also choose other types of gate coverings.

For maximum user comfort when driving in and out of the system you can even choose electrical gates, which can be opened and closed by remote control from the vehicle.

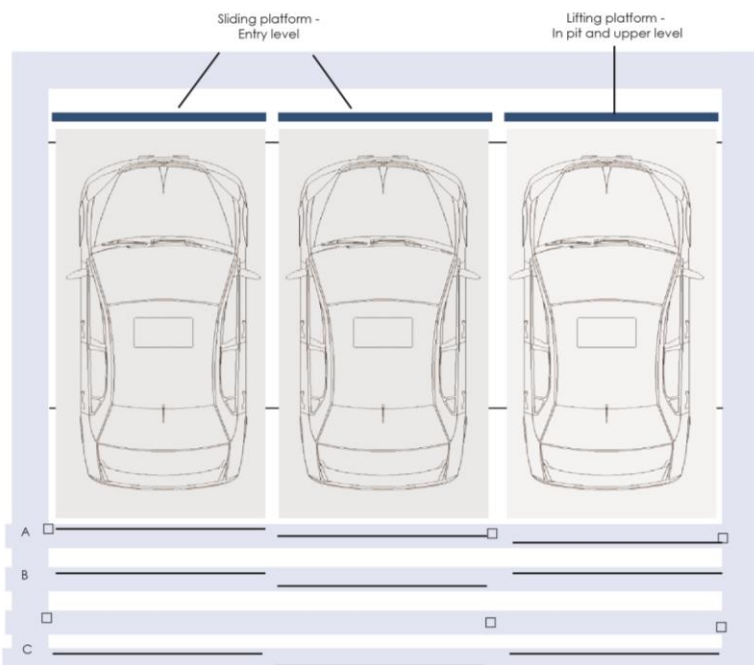
## GATE POSITIONS

**There are three options when positioning the sliding gates.**

**Option A:** Sliding gates between the building pillars. The pillars must be positioned at least each 2 system segments.

**Option B:** Sliding gates behind the building pillars. The gates and necessary system length must be 5550mm.

**Option C:** Sliding gates in front of the building pillars.



## OPTIONAL EXTRAS

- Aluminum premium floor coverings
- Catwalks on floor for added comfort on walkways
- Sound hood for insulation , designed to reduce airborne noise
- Electrical sliding gates for user comfort and convenience
- Remote control for ease of use and access
- Corrosion protection

### SERVICE & MAINTENANCE

Regular service and maintenance is recommended on your machine. Car Stackers Service Division offer periodical service and maintenance agreements.



## IMPORTANT NOTES

### **Electrical installation**

Prior assembly the customer must provide a lockable main control switch out of the system/pit close to the power unit. Electrical services to be provided by the customer to required specification.

### **Fire protection:**

The customer must agree upon the fire protection requirements and the required measures with the local fire department.

### **EG-Machinery directive:**

Our parking systems comply with the EG-Machinery directive and are CE certified according to DIN EN 14010:2003 and meet AS5124:2017  
Safety of machinery - Equipment for power driven parking of motor vehicles - Safety and EMC requirements for design, manufacturing, erection and commissioning stages (EN 14010:2003, MOD)

### **Ramps' inclination:**

Ramps leading to garages shall not have more than 15% inclination.

