



Displaying of vehicles – Intermediate storage of vehicles

## PROGRAM TOWER

Car Display Tower

Mini Tower

ParkTower

Car Cube

## Car Display Tower – for vehicle presentation



Ford/Mazda Tower



Hyundai Tower



Car Display Tower for BMW



Renault Tower



Car Display Tower for Mercedes-Benz

### Modern art of a dealership

The Car Display Tower is suitable for storage, parking and displaying of new vehicles on several floors. The Car Display Tower can be installed as a stand alone building or can be attached directly to the showroom.

In the center of the Tower, we have the lifting system or shuttle. The vehicles are placed on pallets in the surrounding storage boxes. By pushing the button, the shuttle drives in the respective floor. A lifting carriage integrated in the lifting system positions the pallet in the center and transports the vehicle to the ground floor. This function is fully-automatic.

### Vehicle handover at the point-of-sales

The Tower becomes part of the delivery procedure and the customer experiences the purchase of a new car as a kind of adventure. All relevant processes such as order processing and handover of the vehicle take place in the same location. The vehicles are retrieved from their storage bay in the Tower and are presented to the customer on a platform in the center of the Tower.

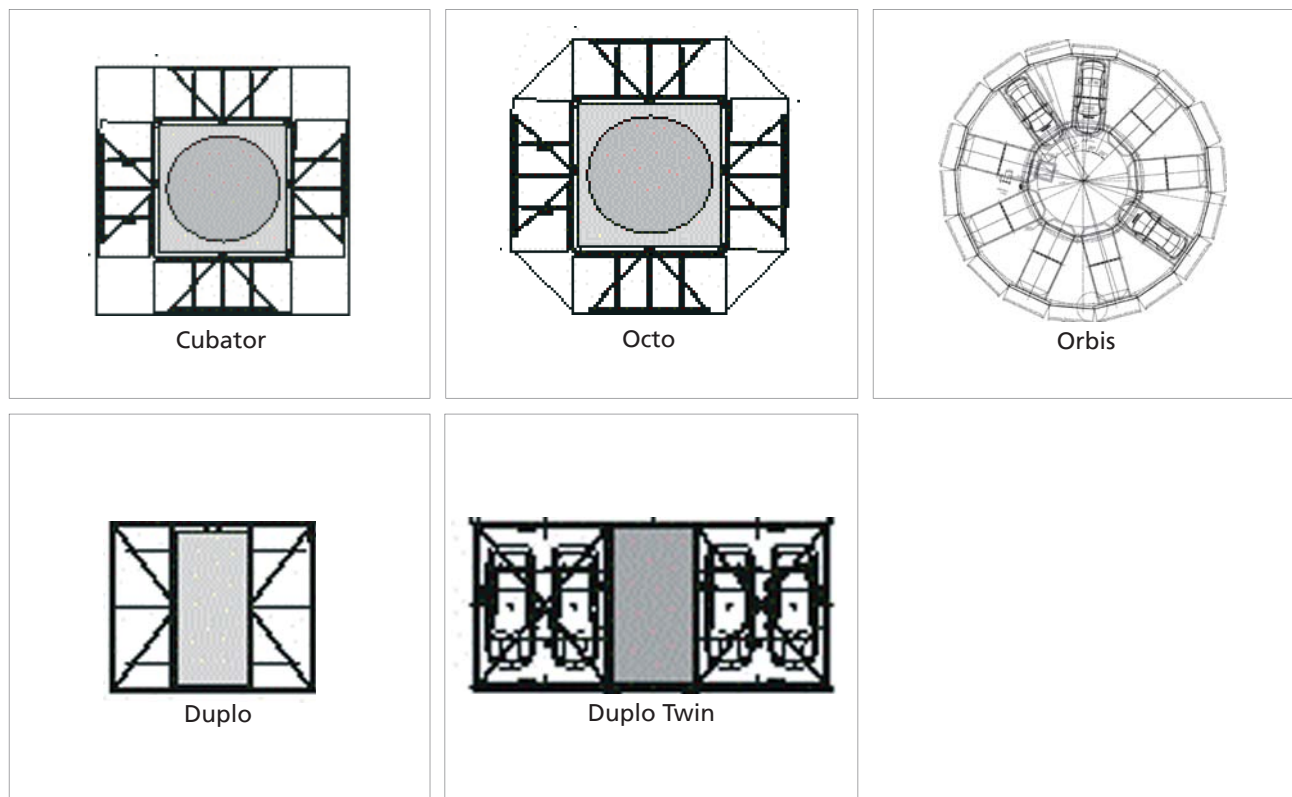
### Building

The basic structure of the Tower builds a self-supporting steel frame, which is anchored in the foundation. Main stays in the center, outer steel stays and the storage boxes. The glass facade with a high-quality aluminium supporting structure allows a high visibility of the displayed vehicles. The double winged glass door for driving in and -out of the Tower is automatically driven by an electric motor. A flat roof construction, including roof fan and maintenance exit, builds the top area of the Tower.

### Lifting technology

The shuttle lifting system is driven by motors (integrated into the main columns directly under the roof) and works with counterweights. Each drive motor is fitted with a displacement sensor. The computer power unit (CPU) reads the increments and synchronizes the lift.

## Model line – Flexibility in the choice of location



The model lines mainly differ in the floor area and storage capacity.

### Model "CT Cubator"

- square floor design
- base area: 11m x 11m
- 6 to 15 floors
- 4 vehicles per floor, ground floor with 3 vehicles and door (gateway and exit)
- lifting system with turntable

### Model "CT Octo"

- octagonal floor design
- base area: 11m x 11m
- 6 to 15 floors
- 4 vehicles per floor, ground floor with 3 vehicles and door (gateway and exit)
- lifting system with turntable

### Model "CT Orbis"

- circular floor design
- base area: 18m x 18m
- 6 to 15 floors
- 9 vehicles per floor, ground floor with 8 vehicles and door (gateway and exit)
- lifting system with turntable

### Modell "CT Duplo"

- longitudinal shaped floor design
- base area: 8m x 6m
- 6 to 15 floors
- 2 vehicles per floor
- lifting system without turntable
- turntable available as an option

### Modell "CT Duplo Twin"

- longitudinal shaped floor design
- base area: 13m x 6m
- 6 to 15 floors
- 4 vehicles per floor, less one space for the stock transfer
- lifting system without turntable

## Mini Tower – enhancement of the showroom



Mini Tower 2PPL = 2 pallets per level



Mini Tower 3PPL = 3 pallets per level

The Nussbaum MINI TOWER is suitable for storage, parking and presentation of new vehicles up to 5 storage levels.

The Mini Tower is an alternative displaying concept to the big Car Display Tower. This conception has less storage capacity, and therefore less costs and investment risk. The Mini Tower is particularly intended for enlargement of the exhibition area.

The Mini Tower can be connected directly to the showroom of the dealership within a new building or to an existing dealership.

This innovative display system increases the value of the whole dealership and offers a differentiation advantage from the competitors.

### Building

The basic structure of the Tower builds a self-supporting steel frame, which is anchored in the foundation. Main stays in the center, outer steel stays and the storage boxes.

The glass facade with a high-quality aluminium supporting structure allows a high visibility of the displayed vehicles. The double winged glass door for driving in and -out of the Tower is automatically driven by an electric motor. A flat roof construction, including roof fan and maintenance exit builds the top area of the Tower.

### Lifting technology

The shuttle lifting system is driven by motors (integrated into the main columns directly under the roof) and works with counterweights. Each drive motor is equipped with a displacement sensor. The computer power unit (CPU) reads the increments and synchronizes the lift.

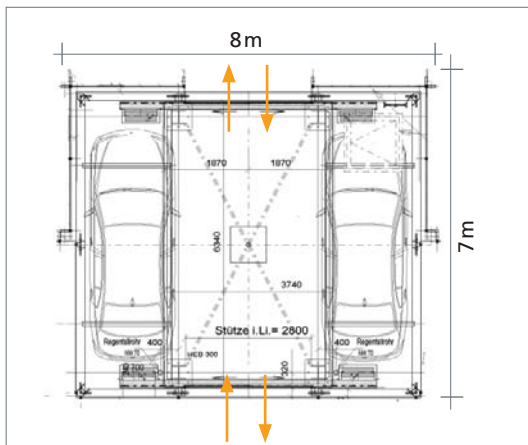
## Model line

---

### Mini Tower 2PPL

The Mini Tower 2PPL (PPL = pallets per storage level) has two pallets or storage boxes per level. In the center of the Tower a lifting system stores the cars in- and out of their boxes. The lifting system has no turntable, the placement of the cars right and left occurs sideways.

#### Floor plan

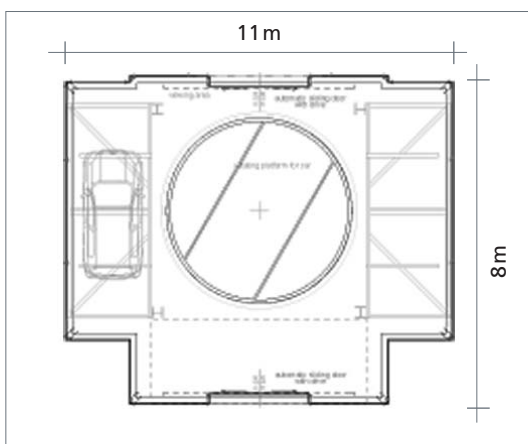


- lifting system in the center
- 2 vehicle pallets per level
- base area 8m x 7m
- lifting system without turntable, the stocking in and -out of the cars occurs sideways
- the lifting system can be driven over at ground floor

### Mini Tower 3PPL

The Mini Tower 3PPL (PPL = pallets per storage level) has three pallets or storage boxes per level. In the ground level, there is one vehicle less for the entrance (sluice). In the center of the Tower, a lifting system stores the cars in- and out of their boxes. The shuttle is equipped with a turntable.

#### Floor plan



- lifting system in the center
- 3 vehicle pallets per level, ground floor with 2 vehicles and door for entrance and exit
- base area: 11m x 8m
- lifting system with turntable to rotate the vehicles in the direction of the storage bays
- lifting system can be driven over at ground floor


## ParkTower – public parking



ParkTower Cubator, 9 floors, 34 vehicles



entrance with ticket machine



exit



interior view – vehicles with pallets

### Parking – today and in the future – by usage of modern high-technology

Urban parking has become a global problem. Especially in megacities getting a parking spot is a great challenge. Vehicles are parked in driving lanes in front of office buildings. The prices for realties increases go off and thus parking becomes extremely costly.

The ParkTower is the ideal solution for public parking on several floors. Further floors can be built underground if requested. The ParkTower is a fully automatic system with the latest access and paying systems as well as telematic equipment. It is designed for all climatic conditions and adapted for public use.

The ParkTower is available in various designs which mainly differ in the floor space layout, as well as in the storage capacity of vehicles.

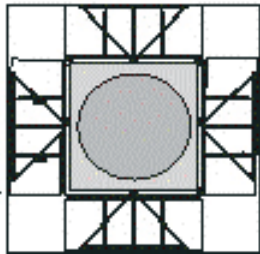
#### Parking in

The user drives in front of the door. On the left side a ticket machine is placed. By pushing a button the user asks for a parking ticket. The system checks the availability. If no empty space exists, the ticket machine shows the message „parking complete“. If this is not the case, the user will get a ticket. The shuttle drives an empty pallet to the ground floor and the double winged door opens. The user drives the car on the pallet, leaves his car locked and goes through a door in a separate customer area. The costumer area has an exit door.

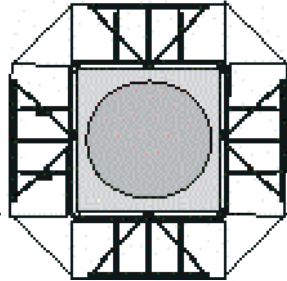
#### Parking out

The user comes back to the costumer area. A cash machine for the parking is located inside. The user pushes his ticket in the cash machine and pays for his parking time. After payment the lift transports the vehicle with the pallet to the ground floor fully automatic. The user picks up his car and drives out through a further double winged door. The outside barrier opens after the user gives the ticket in an exit cabinet.

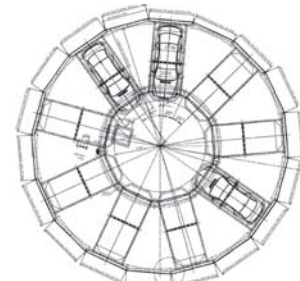
## Model line



Cubator



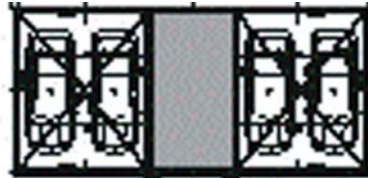
Octo



Orbis



Duplo



Duplo Twin

The model lines mainly differ in the floor area and storage capacity.

### Model "PT Cubator"

- square floor design
- base area: 11m x 11m
- 6 to 15 floors
- 4 vehicles per floor, ground floor with 2 vehicles and entrance door as well as an exit door
- lifting system with turntable

### Model "PT Octo"

- octagonal floor design
- base area: 11m x 11m
- 6 to 15 floors
- 4 vehicles per floor, ground floor with 2 vehicles and entrance door as well as an exit door
- lifting system with turntable

### Model "PT Orbis"

- circular floor design
- base area: 18m x 18m
- 6 to 15 floors
- 9 vehicles per floor, ground floor with 7 vehicles and entrance door as well as an exit door
- lifting system with turntable

### Model "PT Duplo"

- longitudinal shaped floor design
- base area: 8m x 6m
- 6 to 15 Stockwerke
- 2 vehicles per floor
- lifting system without turntable
- turntable available as an option

### Model "PT Duplo Twin"

- longitudinal shaped floor design
- base area: 13m x 6m
- 6 to 15 Stockwerke
- 4 vehicles per floor, less one space for the stock transfer
- lifting system without turntable

## Car Cube



minimum floor area is required



successful brand presentation for smaller sales outlets



glazed building in a cube shape



unique design

Successful brand presentation for smaller sales outlets  
To successfully represent the brand in the market and at each location, it is of increasing importance to have a special and unique differentiating brand element in the smaller sales outlets, as they often do not have a distinctive corporate design.

Minimum base area, maximum impact

The glass building with its cubical design displays the vehicles on 3 levels without pit in an extraordinary way. 6 standard vehicles can be displayed and space-saving stored on a base area of 6m x 6m.  
Only with the Car Cube!

Attractiveness and color effect

The Car Cube should be visibly placed. With its timeless architecture and color combination the "Car Cube" will be the highlight in any car dealership. It is definitively an "eyecatcher".

Function

The pallets for the vehicles are in the top and middle levels. The vehicles below can be parked directly on the floor. To park and retrieve the vehicles from the upper platforms, the lower vehicles have to be removed first.